記号	改　　歴	年月日	担当	承認
△1				
△2				

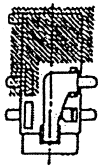

NOTE: CONTACT RESISTANCE - 30 miliohm Max.
INSULATION RESISTANCE - 100 Megaohm min.
@500 VDC
DIELECTRIC STRENGTH - 500 VAC for one minute.
LIFE CYCLE - 5,000 cycles min.
INSERTION & EXTRACTION FORCE - 4 to 20N

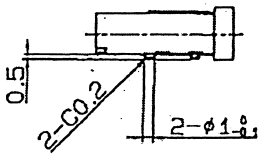

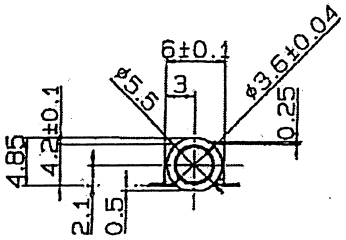

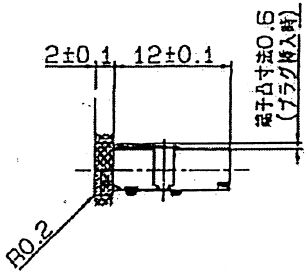

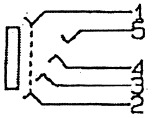

回路図
CIRCUIT

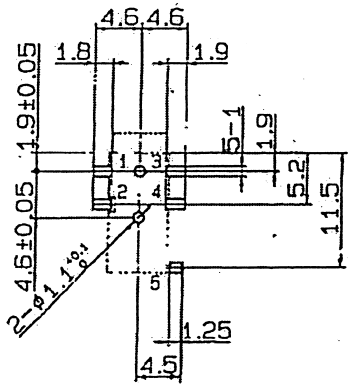

プリント基板半田付け部参考図
FOOT PRINT

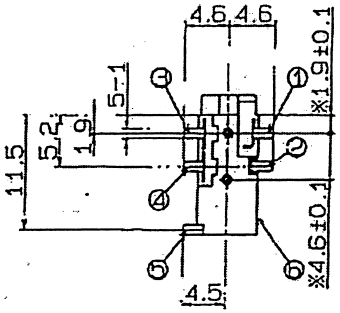

※印は位置決めピンの寸法を示す。

No	PART NAME	Q'TY	MATERIAL	FINISH	
6	HOUSING	1	PA46	BLACK	UL94HB
5	TERMINAL T	1	C1720R	Ag-P	t0.25
4	TERMINAL R	1	TiCuR	Ag-P	t0.2
3	TERMINAL E	1	TiCuR	Ag-P	t0.2
2	TERMINAL B	1	TiCuR	Ag-P	t0.2
1	TERMINAL A	1	TiCuR	Ag-P	t0.2

備考	部品番号	弊社品番
φ3.5 4極JACK		M03-925A0

承認	検図	設計	A3K	R度	2: 1	作成日	2003.11.26	T.N
与立	与立	中川	マル信無線電機株式会社			図番	K925A0AA	1